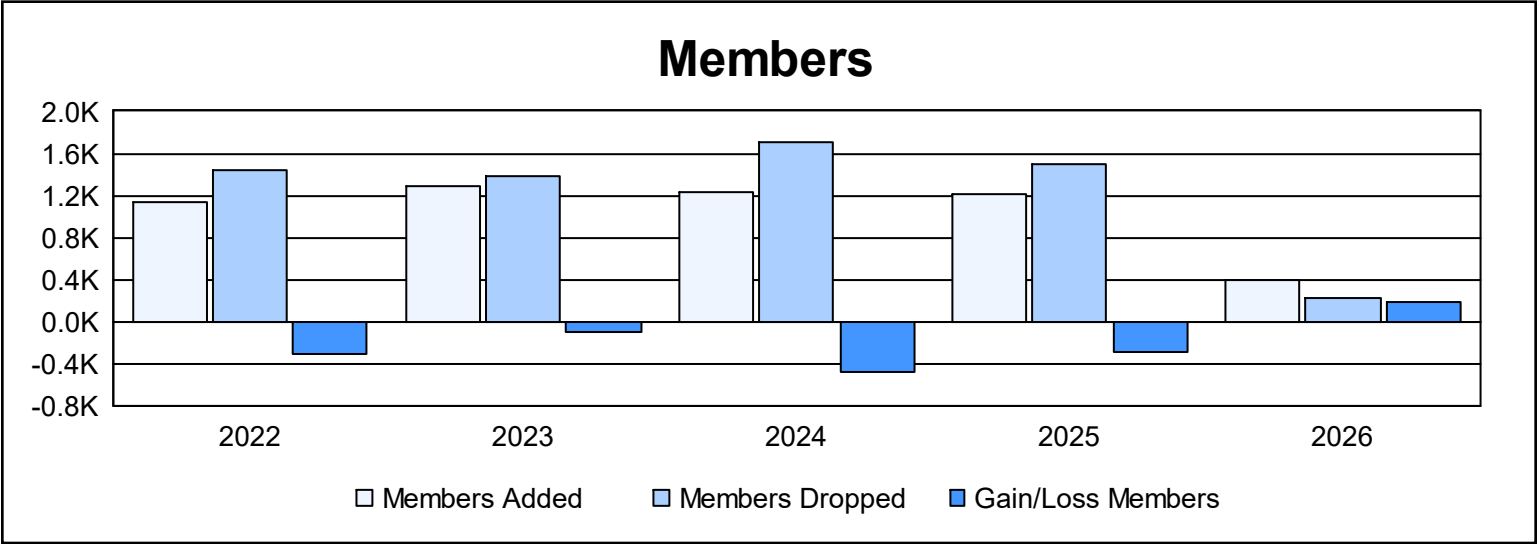
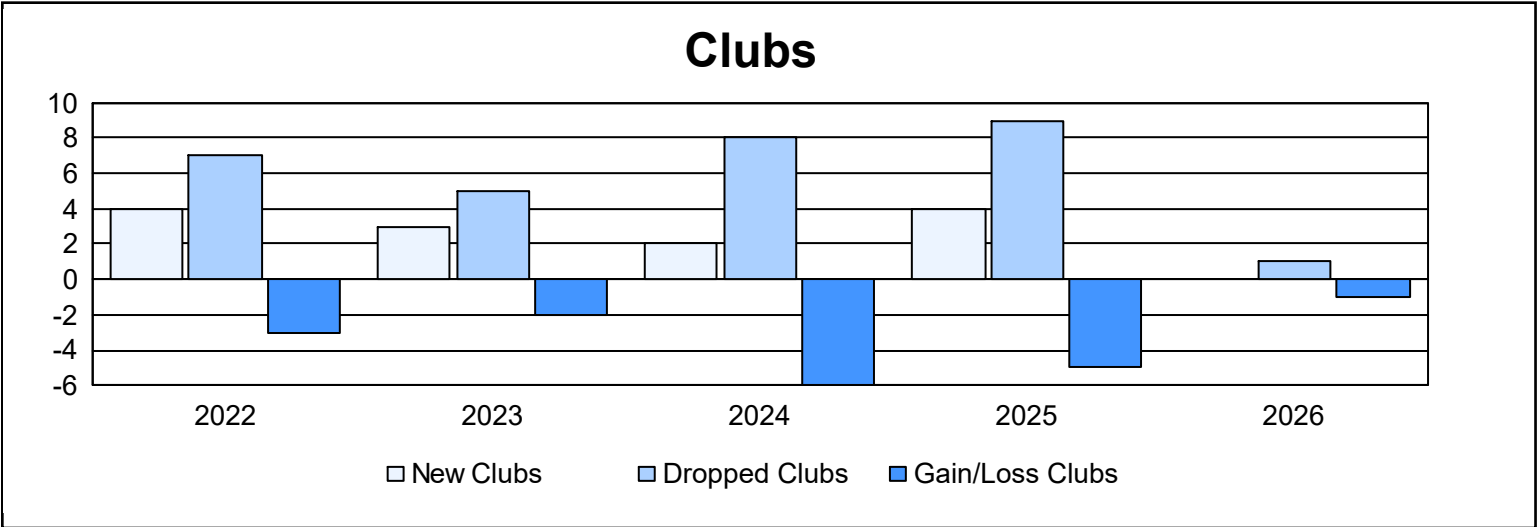
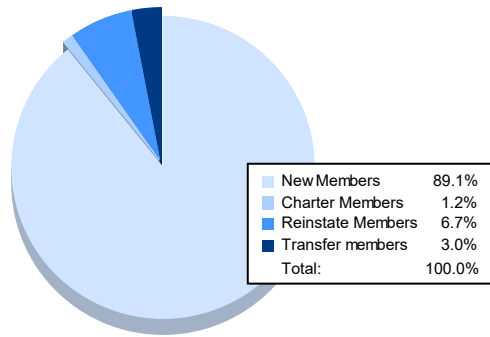


Year	New Clubs	Dropped Clubs	Gain/ Loss Clubs	New Members	Charter Members	Reinstate Members	Transfer Members	Total Member Added	Total Members Dropped	Gain/ Loss Members
2021-2022	4	7	-3	948	120	31	36	1,135	1,436	-301
2022-2023	3	5	-2	1,149	78	26	25	1,278	1,381	-103
2023-2024	2	8	-6	1,138	61	16	21	1,236	1,708	-472
2024-2025	4	9	-5	993	125	38	56	1,212	1,501	-289
2025-2026	0	1	-1	358	5	27	12	402	226	176
Average	3	6	-3	917	78	28	30	1,053	1,250	-198



### Membership Composition September 2025 Cumulative



### Gender Composition September 2025 Cumulative

